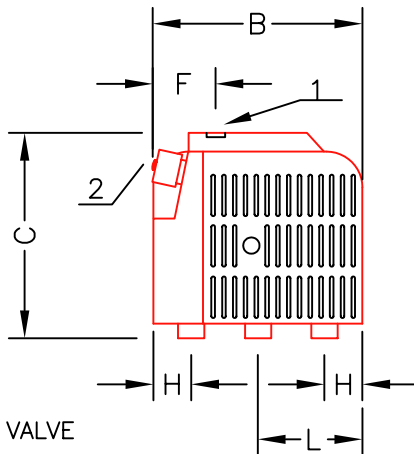


# Pompa tipo GS 100

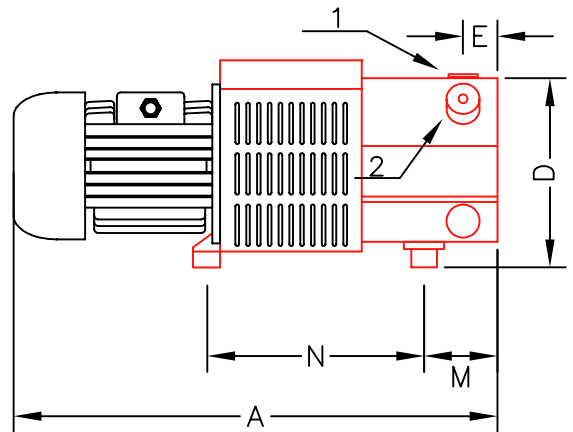
## Pump type GS 100



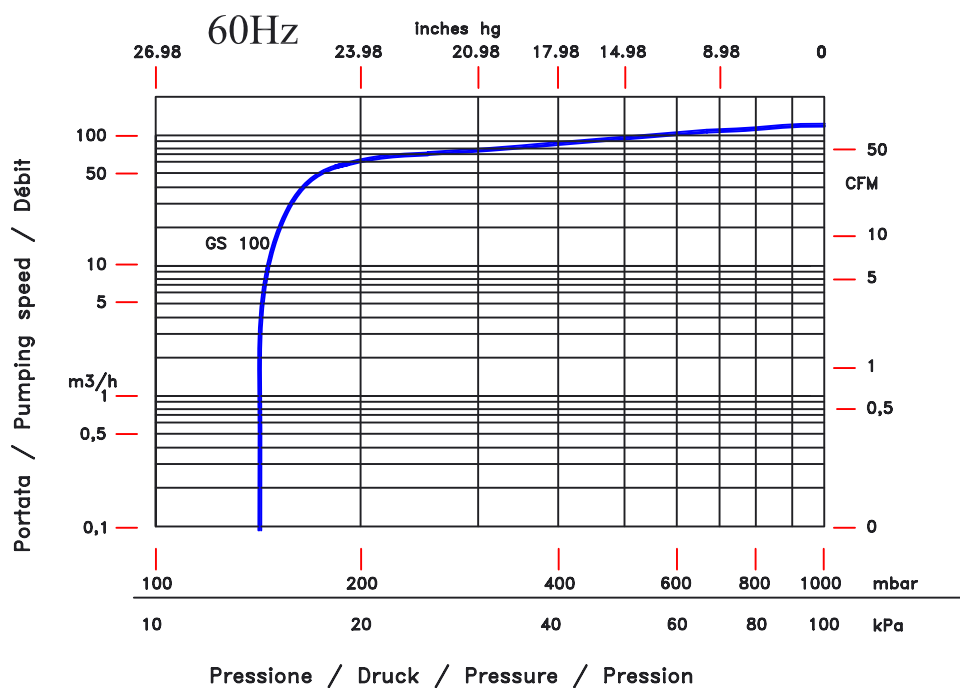
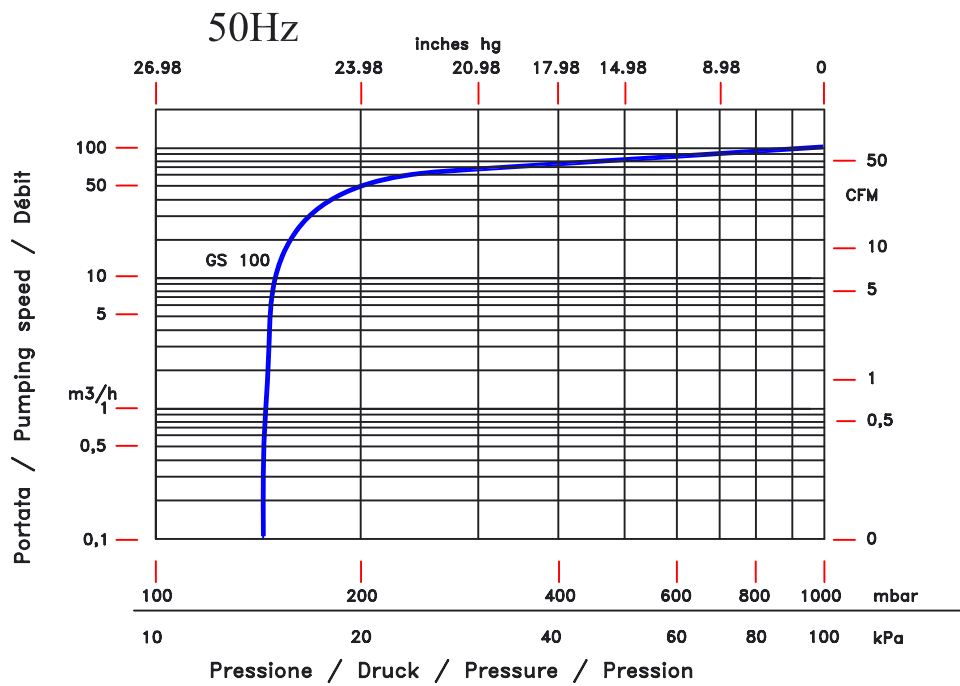
- 1 ASPIRAZIONE
- 2 VALV. REG. VUOTO



- 1 SUCTION
- 2 VACUUM REGULATION VALVE



		Tipo di pompa/Frequenza Pump type/Frequency	
		GS 100 / 50Hz	GS 100 / 60Hz
Dimensioni (mm) Dimensions (mm)	A	840	840
	B	440	440
	C	350	350
	D	320	320
	E	70	70
	F	90	90
	H	95	95
	L	220	220
	M	170	170
	N	405	405



			Tipo di pompa/Frequenza Pump type/Frequency	
			GS 100 / 50Hz	GS 100 / 60Hz
Portata nominale	<i>Displacement</i>	m <sup>3</sup> /h	100	120
Vuoto finale	<i>Ultimate vacuum</i>	mbar	150	150
Rumorosità media	<i>Noise level</i>	db (A)	75	76
Tensione standard	<i>Standard voltage</i>	V	230/400	460
Potenza motore	<i>Motor power</i>	kW	4	5,5
Velocità di rotazione	<i>R.P.M.</i>	g/1'	1450	1750
Peso	<i>Weight</i>	kg	97	97